



Pupil Learning Experience and Wellbeing Survey

Cranbury College
Pupil Learning Experience and Wellbeing Survey 2024

Introduction

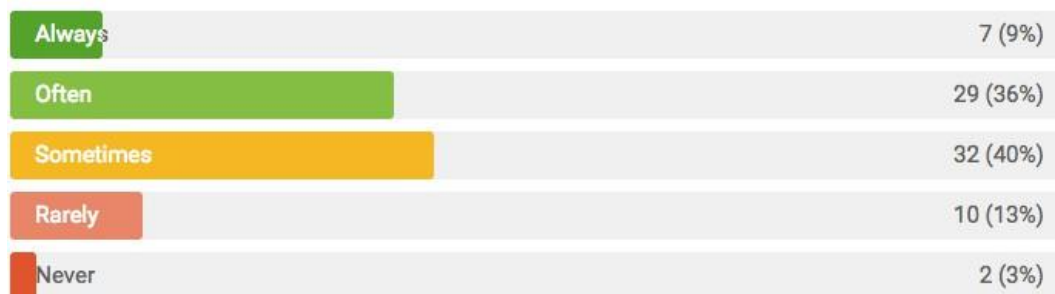
Response averages

The group and school average view is useful to quickly get an overview of the survey results. However, to have a complete understanding of the survey results, it is necessary to review the more detailed bar graphs for each question. The average responses do not show whether student responses are grouped around one value or spread out.

In calculating the group and school averages, each possible response is given a value from 1 to N (number of available responses), where 1 is the lowest-ranked answer (e.g. “not at all” or “not useful at all”) and N is the highest-ranked one (e.g. “very often” or “very useful”). The average response is the mean of all the responses to a question (in a selected group or in the school).

For these purposes, a group can be a selected class, subject, or teacher for which the average response is calculated.

How often do you find these lessons interesting?



Result colours

Bar graphs and line graphs are shown on a colour scale from red to dark green. The same scale is used with numeric results, where the colour represents the response closest to the result. Graphs that do not represent a scale are shown in purple.

Differences in respondent count

For each question we have added the amount of respondents; how many students, parents or teachers have responded to a question. It is not possible to skip a question, but it might be that a respondent has paused their survey and has not responded to all of the questions.

Positive responses

The percentage of positive responses is calculated by determining the proportion of the responses that belong to the top half of the possible responses, excluding the middle response when the number of possible responses is odd.

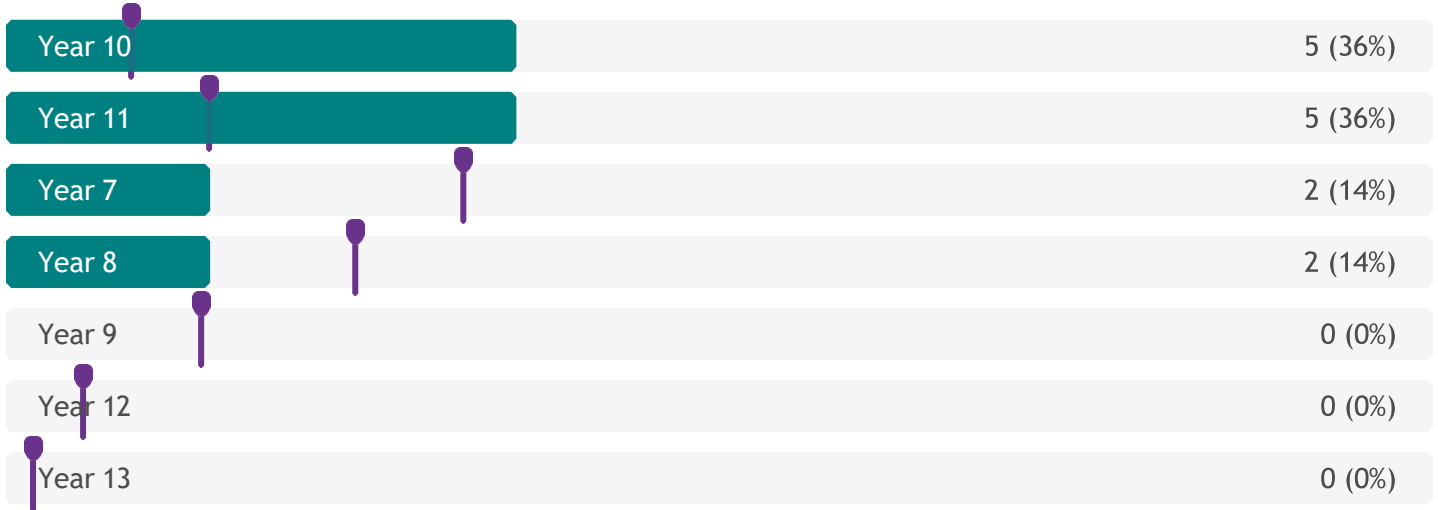
Filtered average

This is the average of the filtered subset of results, based on the selection made when downloading the PDF – as indicated on the cover page of this document.

Demographics

1) Which year group are you in?

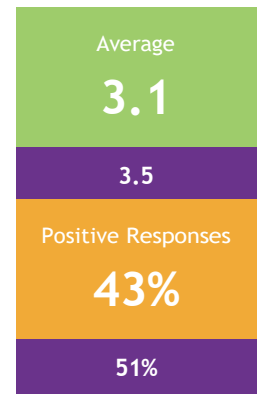

14 responses Maiden Erlegh Trust - Feb 2024



Learning process

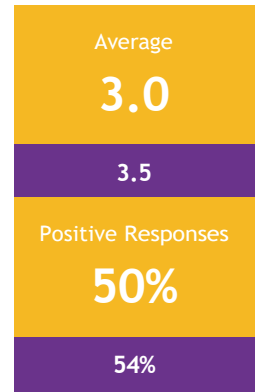

2) How clearly do your teachers explain the work they set?

14 responses Maiden Erlegh Trust - Feb 2024



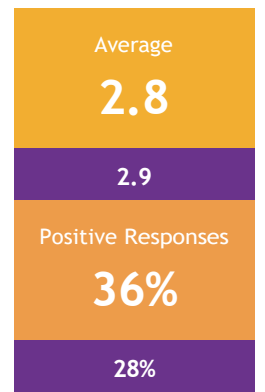

3) How often do you feel there is not enough for you to do in a lesson/session/project?

12 responses Maiden Erlegh Trust - Feb 2024





4) How often do you feel there is too much for you to do in a lesson/session/project?

11 responses Maiden Erlegh Trust - Feb 2024



5) How easy is it to get support from your teachers when you need it?

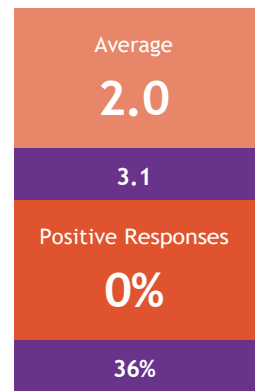
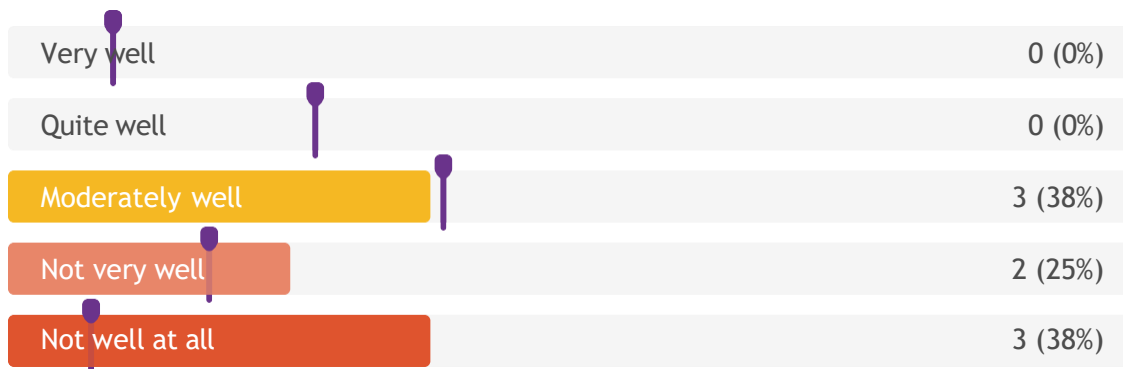
10 responses Maiden Erlegh Trust - Feb 2024



Curriculum


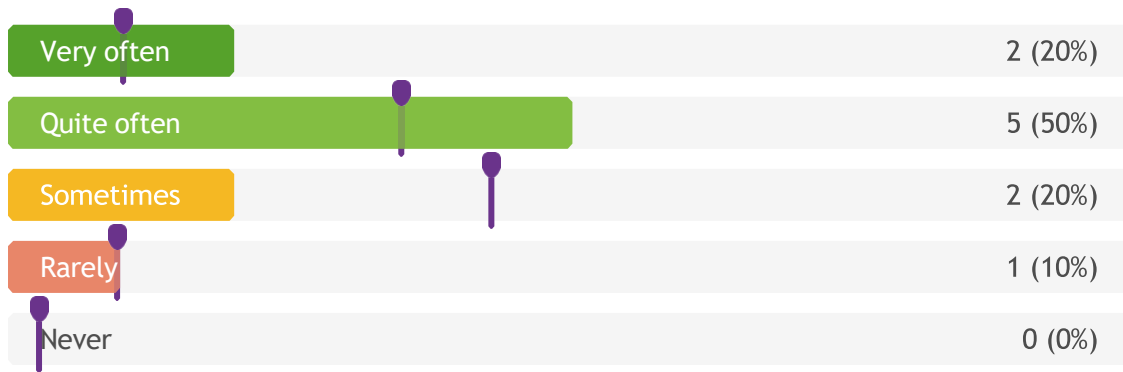
6) How well do the subjects that you study in this school match your interests?

8 responses Maiden Erlegh Trust - Feb 2024



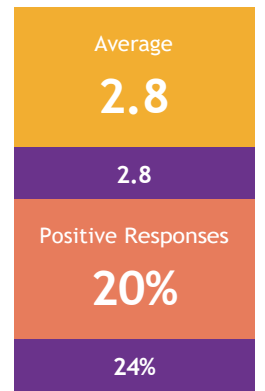
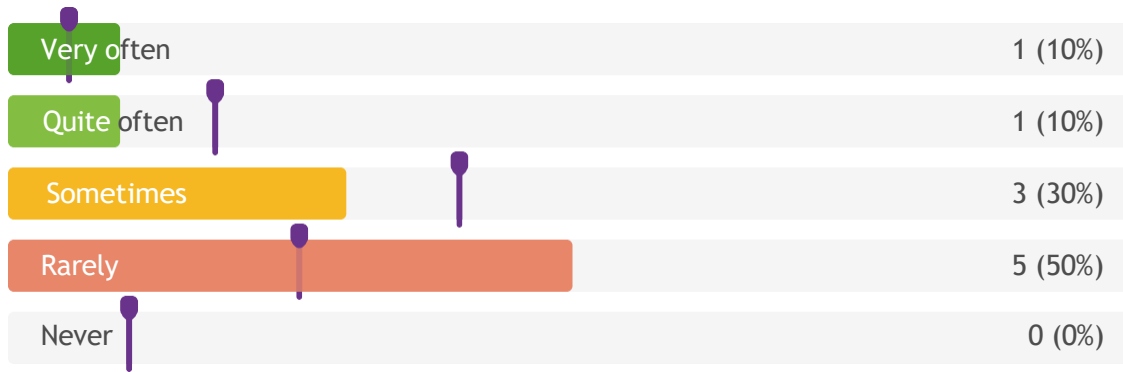
7) How often do you feel that your learning builds on what you already know?

10 responses Maiden Erlegh Trust - Feb 2024




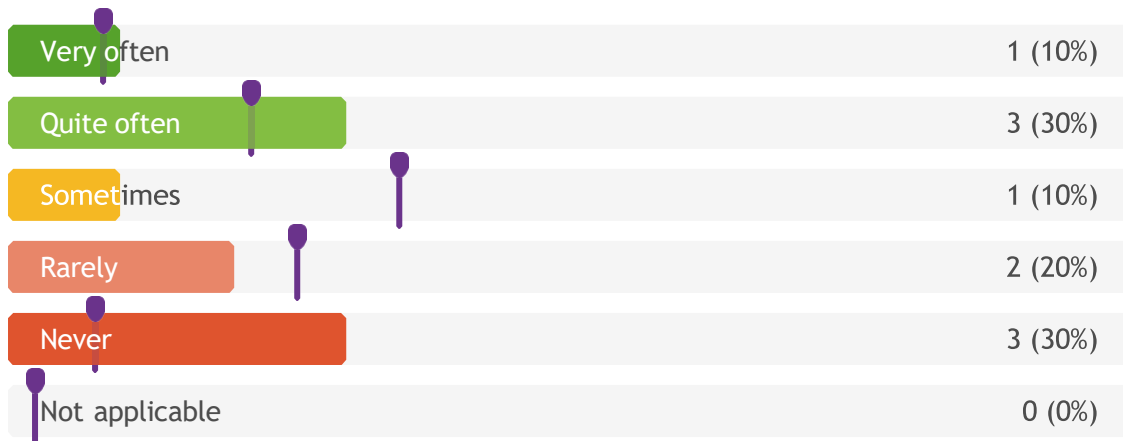
8) How often do you feel that the curriculum reflects people like you (e.g., with a similar background or identity to yours)?

10 responses Maiden Erlegh Trust - Feb 2024



9) How often do your teachers ask you to read for your studies (e.g., stories, books, other texts)?



10 responses Maiden Erleigh Trust - Feb 2024



Assessment

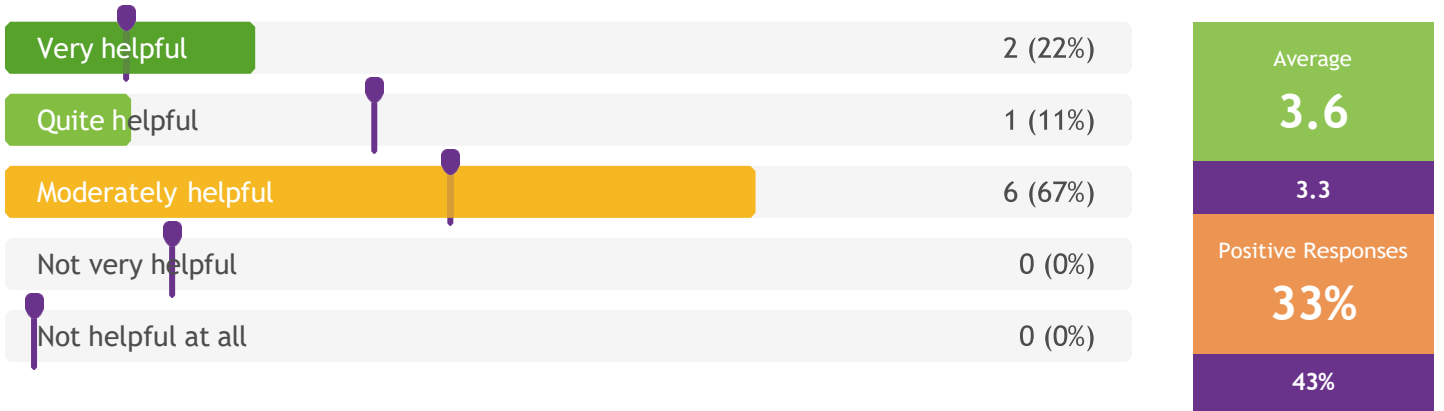
10) How much feedback do you get from teachers about your work?

10 responses Maiden Erleigh Trust - Feb 2024



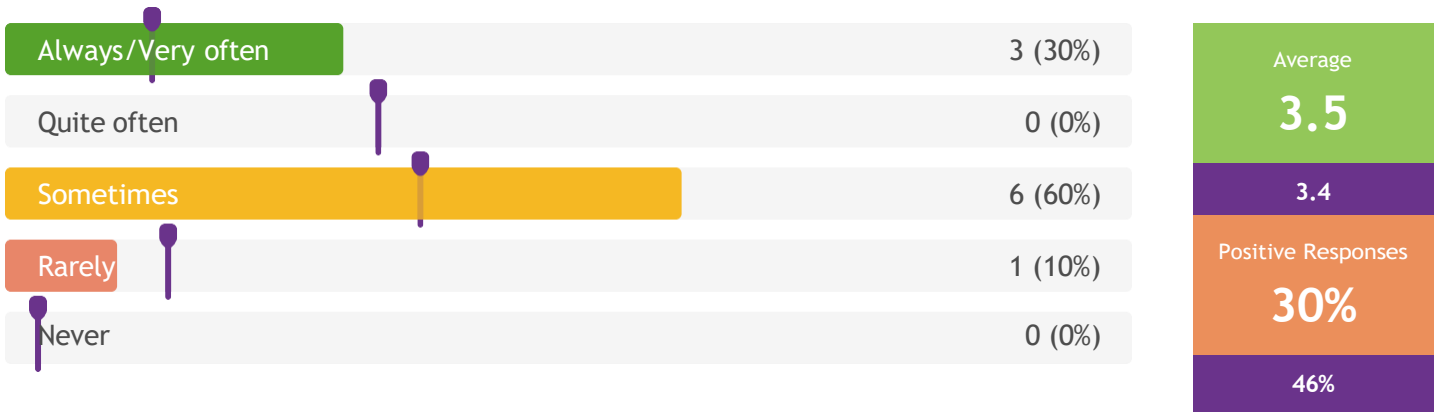
11) How helpful is your teachers' feedback for understanding how you can improve your work?

9 responses Maiden Erlegh Trust - Feb 2024



12) Once you find out what you need to improve, how often do you get a chance to work on it?



10 responses Maiden Erlegh Trust - Feb 2024



Engagement with learning

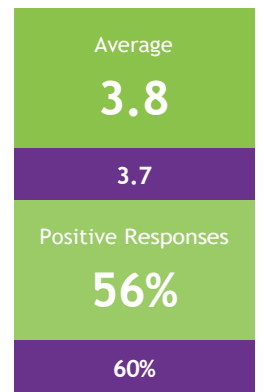
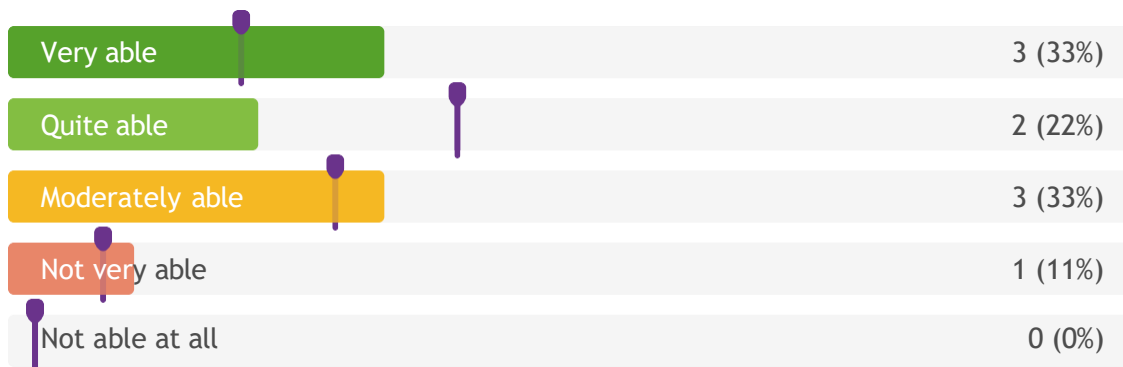
13) How often do you find what you learn at school interesting?

9 responses Maiden Erlegh Trust - Feb 2024




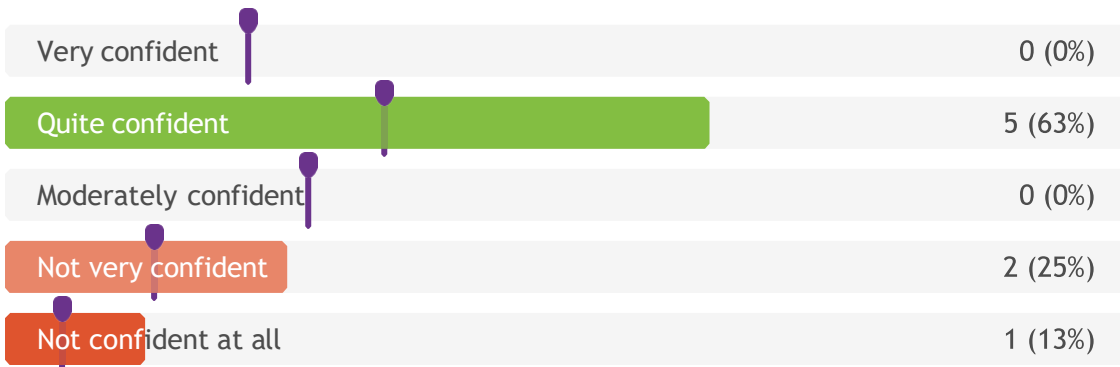
14) How able do you feel to learn and understand new things?

9 responses Maiden Erlegh Trust - Feb 2024





15) How confident do you feel about studying independently?

8 responses Maiden Erlegh Trust - Feb 2024



16) When something is difficult, how often do you keep trying to solve it?


8 responses Maiden Erlegh Trust - Feb 2024



Workload

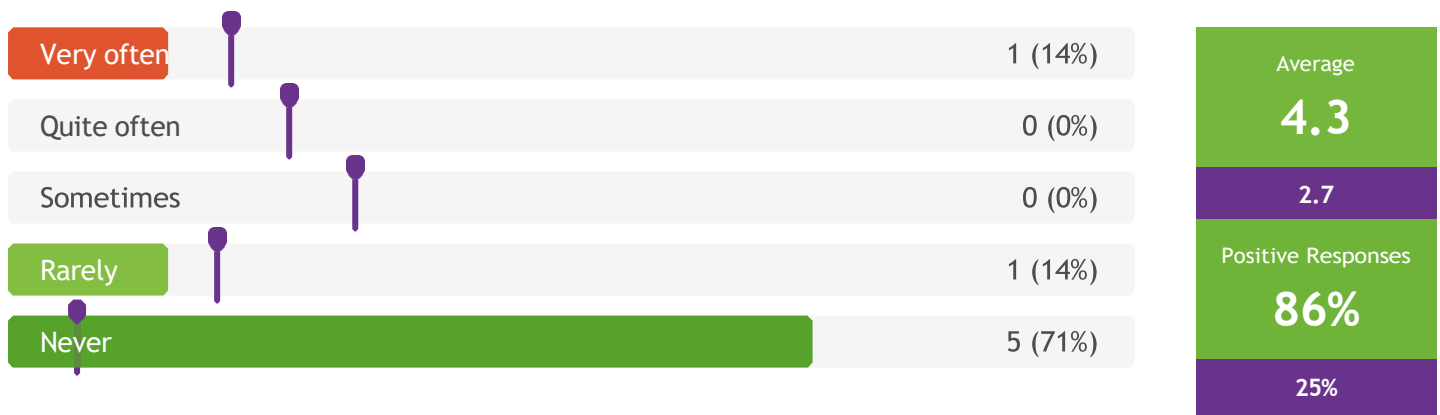
17) On a school day, how many hours per day do you spend completing home work?

8 responses Maiden Erlegh Trust - Feb 2024



18) How often have you felt overworked recently?

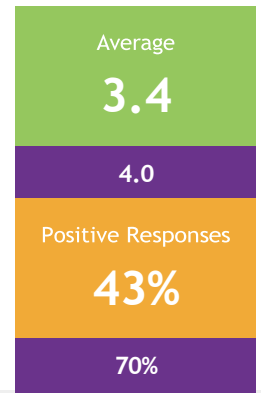

7 responses Maiden Erlegh Trust - Feb 2024



Behaviour

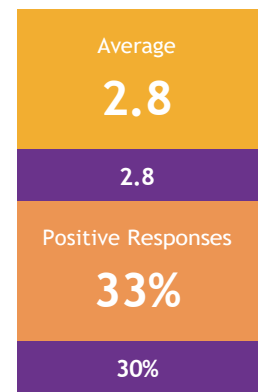

19) How clear are the expectations for behaviour in your school?

7 responses Maiden Erlegh Trust - Feb 2024



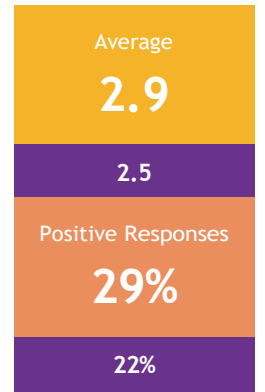
20) How much do expectations for behaviour vary from one teacher to another?

7 responses Maiden Erlegh Trust - Feb 2024




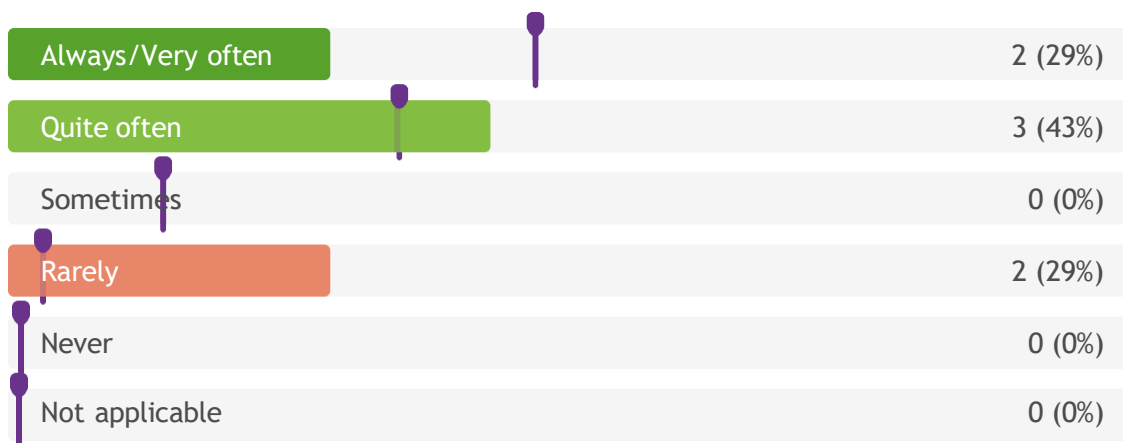
21) How often is your learning disrupted because of someone's behaviour?

7 responses Maiden Erlegh Trust - Feb 2024





22) How often do you behave well in class?

7 responses Maiden Erlegh Trust - Feb 2024



23) How often do you behave well outside of class (e.g., during breaks)?


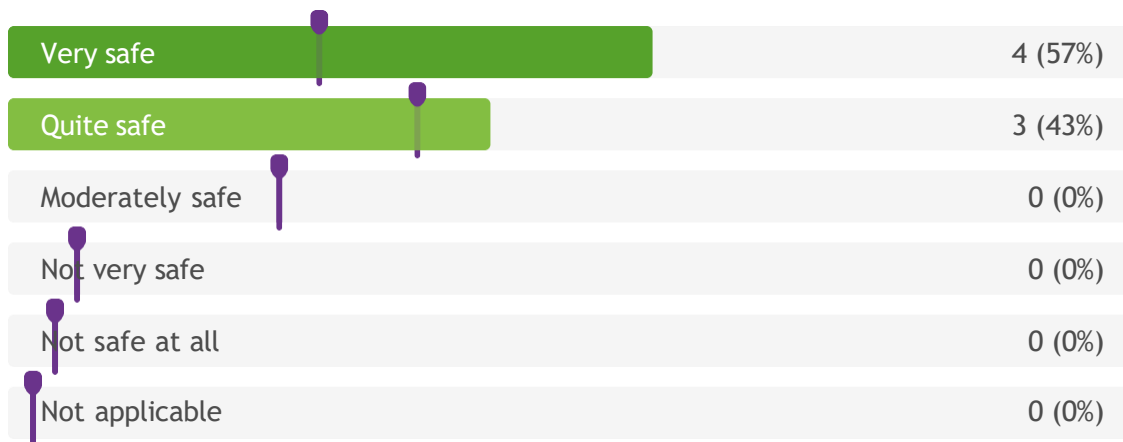
7 responses Maiden Erlegh Trust - Feb 2024



Safeguarding


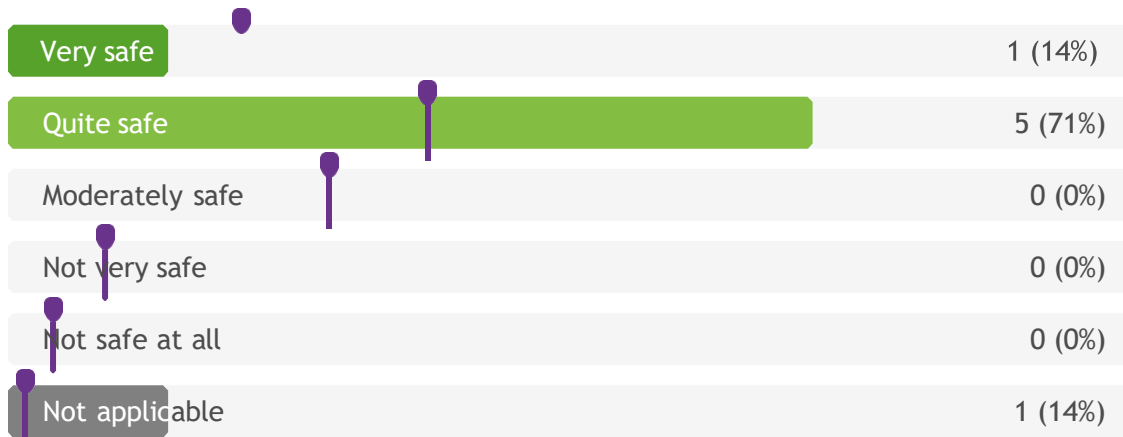
24) How safe do you feel during lessons?

7 responses Maiden Erlegh Trust - Feb 2024





25) How safe do you feel in school outside of lessons?

7 responses Maiden Erlegh Trust - Feb 2024



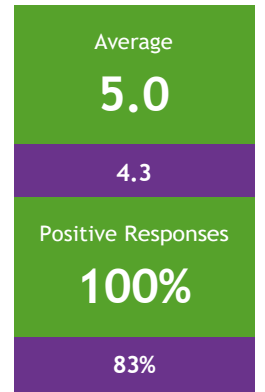

26) How safe do you feel on your way to and from the school?

7 responses Maiden Erlegh Trust - Feb 2024





27) In the past three months, have you been bullied in any way (physically, emotionally, online)?

7 responses Maiden Erlegh Trust - Feb 2024



28) Do you know someone else in the school who has been bullied in the past three months?

7 responses Maiden Erlegh Trust - Feb 2024

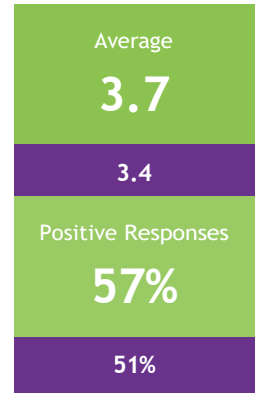



Everyone has the right to feel safe and happy, and we must look after each other. If someone is being bullied, the school staff must help. Please go and talk to an adult you trust about what you know if you have not done so already.

Relationships


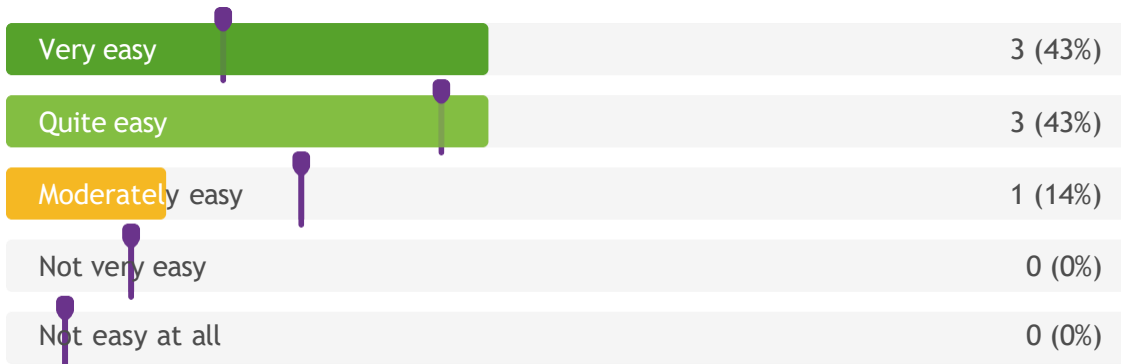
29) How often do you feel that your teachers treat you fairly?

7 responses Maiden Erlegh Trust - Feb 2024



30) How easy is it for you to make friends at school?

7 responses Maiden Erlegh Trust - Feb 2024



31) How valued do you think pupil opinion is in your school?


7 responses Maiden Erlegh Trust - Feb 2024



Extra-curricular activities

32) Do you participate in any extracurricular (or optional) activities at school?


7 responses Maiden Erlegh Trust - Feb 2024



33) Overall, how satisfied are you with the extracurricular activities offered by your school?

0 responses Maiden Erlegh Trust - Feb 2024

No responses





No responses are currently available for this question. Either no respondents have submitted their response or you do not have the platform permissions to view this question.

General

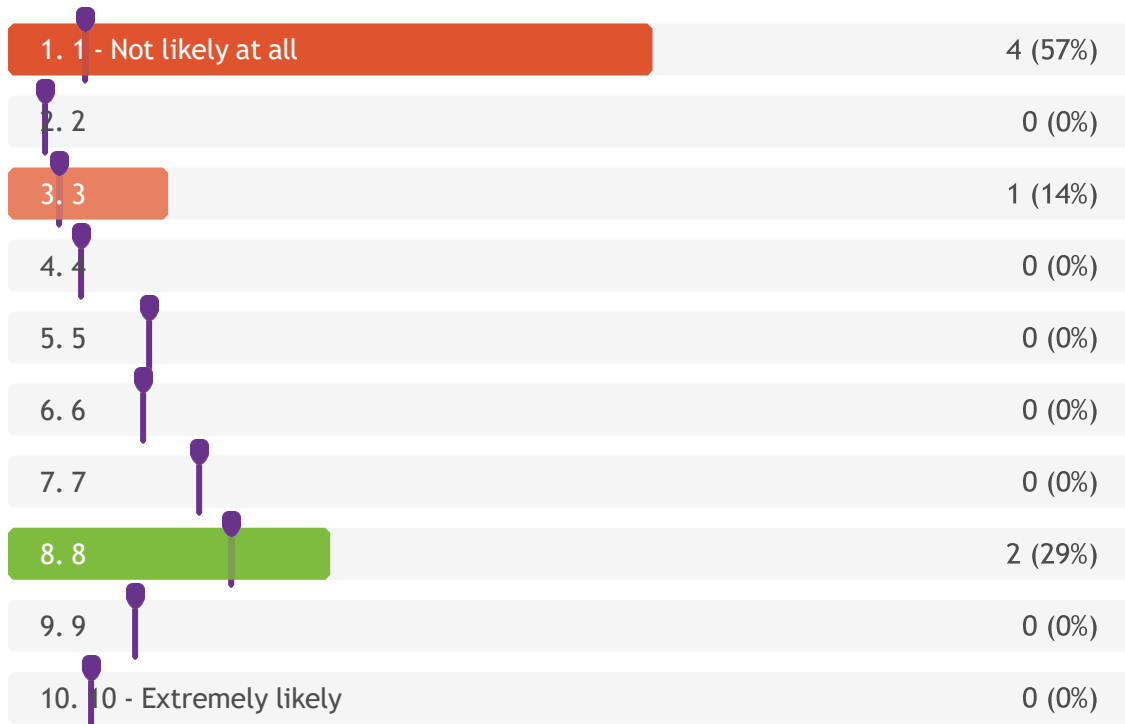
34) How happy are you to be studying at this school?

7 responses ■ Maiden Erlegh Trust - Feb 2024



35) On a scale from 1 to 10, how likely would you be to recommend this school to another pupil/student?

7 responses Maiden Erlegh Trust - Feb 2024



Average
2.0

3.4

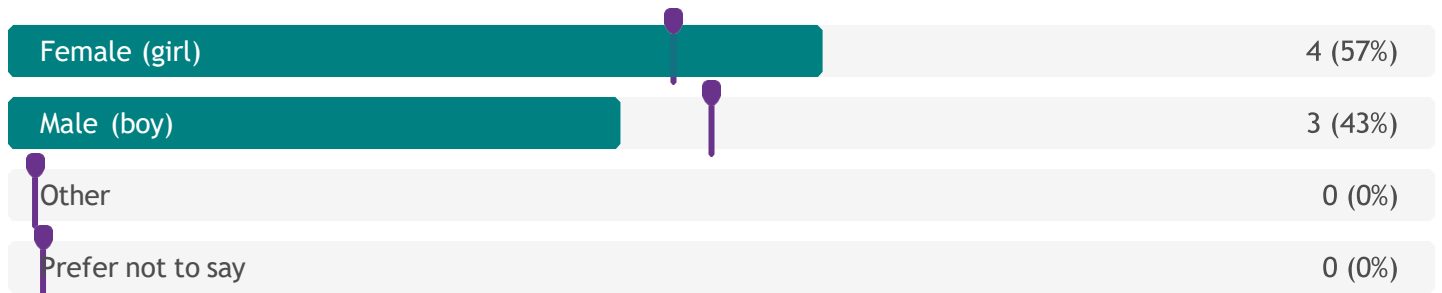
Positive Responses
29%

67%

Demographics (additional)

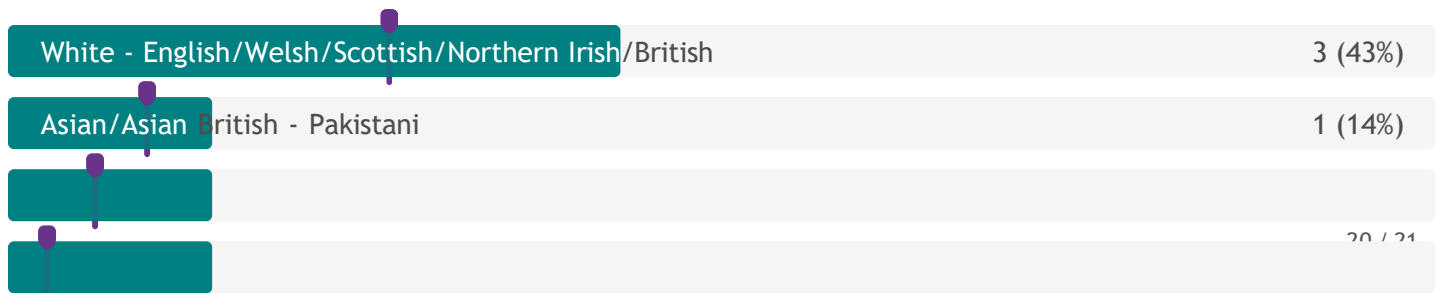
38) What is your gender?

7 responses Maiden Erlegh Trust - Feb 2024



39) What is your ethnic group? Choose one option that best describes your ethnic group or background.

7 responses Maiden Erlegh Trust - Feb 2024



n/Caribbean/Black British - African	1 (14%)
nic group	1 (14%)
	1 (14%)
Arab	0 (0%)
Asian/Asian British- Bangladeshi	0 (0%)
Asian/Asian British - Chinese	0 (0%)
Asian/Asian British - Indian	0 (0%)
Asian/Asian British - Other	0 (0%)
Black/ African/Caribbean/Black British - Caribbean	0 (0%)
Black/African/Caribbean/Black British - Other	0 (0%)
Mixed/Multiple ethnic groups - Asian and White	0 (0%)
Mixed/Multiple ethnic groups - Black African and White	0 (0%)
Mixed/Multiple ethnic groups - Black Caribbean and White	0 (0%)
Mixed/Multiple ethnic groups - Other	0 (0%)
White - Gypsy or Irish Traveller	0 (0%)
White - Irish	0 (0%)
White - Other	0 (0%)
Prefer not to say	0 (0%)
